

Proportional Relief Valves

RV2 Series



- ❖ Set pressure from 10 to 225 psig (0.68 to 15.5 bar)
- ❖ Liquid or gas service
- ❖ Spring adjusts to provide desired set pressure
- ❖ Variety of end connections
- ❖ Variety of body and seal materials

Features

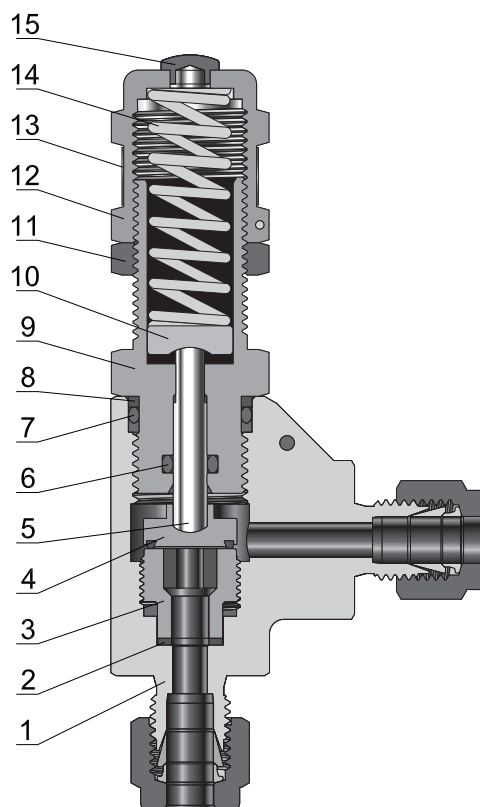
- ❖ Liquid or gas service
- ❖ Set pressure from 10 to 225 psig (0.68 to 15.5bar)
- ❖ Maximum outlet pressure up to 1500 psig (103 bar)
- ❖ Spring adjusts to provide desired set pressure

Seal Materials

Seal Material	Temperature Range °F (°C)
Fluorocarbon FKM	10 to 275 (-12 to 135)
Buna N	-10 to 300 (-23 to 148)
Neoprene	-30 to 300 (-34 to 148)
Ethylene propylene	-40 to 300 (-40 to 148)

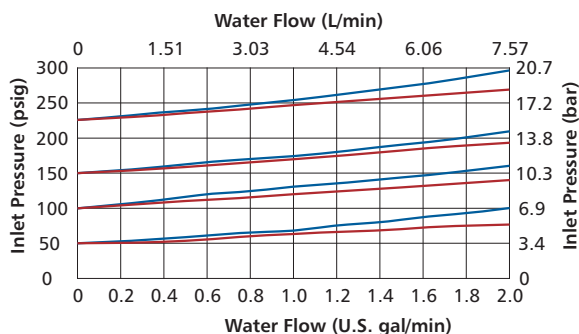
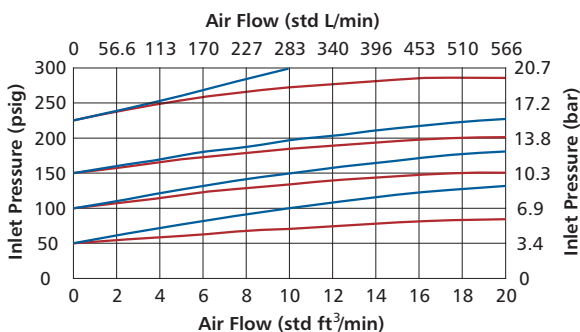
Standard Materials of Construction

Component	Material Grade/ASTM Specification
1 Body	316 S.S./A182
2 Gasket	PTFE coated 316 S.S./A240
3 Seat	316 S.S./A479
4 Bonded disc	Fluorocarbon FKM bonded 316 S.S./A479
5 Stem	316 S.S./A479
6 O-ring	Fluorocarbon FKM
7 O-ring	Fluorocarbon FKM
8 Back Up Ring	PTFE
9 Bonnet	316 S.S./A479
10 Spring support	316 S.S./A276
11 Lock nut	316 S.S./A276
12 Cap	316 S.S./A479
13 Label	Polyester
14 Spring	S17700 S.S./AMS 5678
15 Plug	316 S.S./A276

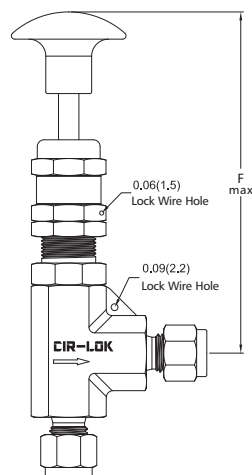
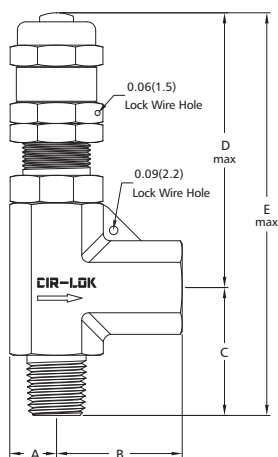


Flow Data at 70°F (20°C)

— 04 (Orifice Size: 0.19") — 06 (Orifice Size: 0.25")



Dimensions



Basic Ordering Number	Connection Type and Size	Orifice in. (mm)	Dimension, in. (mm)					
			A	B	C	D	E	F
RV2-F4-04-	1/4" CIR-LOK	0.19 (4.8)	0.43 (10.9)	1.60 (40.6)	1.44 (36.6)	2.7 (68.8)	4.14 (105)	4.09 (104)
RV2-M6-04-	6 mm CIR-LOK			1.44 (36.6)	1.19 (30.2)		3.89 (98.8)	
RV2-NPT4-04-	1/4 Male NPT			1.17 (29.7)	1.19 (30.2)		3.89 (98.8)	
RV2-FNPT4-04-	1/4 Female NPT							
RV2-F8-06-	1/2" CIR-LOK	0.25 (6.4)	0.5 (12.7)	1.83 (46.5)	1.83 (46.5)	4.09 (104)	5.92 (150)	5.37 (136)
RV2-M12-06-	12 mm CIR-LOK			1.44 (36.6)	1.44 (36.6)		5.52 (140)	
RV2-NPT8-06-	1/2 Male NPT							
RV2-FNPT8-06-	1/2 Female NPT							

How to Order

RV2 — FNPT8 — M8 — 06V — GM — 316

Series	Inlet Type	Inlet Size	Outlet Type	Outlet Size	Orifice	Seal Material	Spring Kit Color	Manual Override Handle	Body Material
RV2	FNPT Female NPT	2 1/8 in.	Same as inlet type and inlet size		04 0.19 in. (4.8 mm)	V Fluorocarbon FKM	G Green 10~225 psig	None	316 316 S.S.
	NPT Male NPT	4 1/4 in.				B Buna N		M Manual Override Handle	316L 316L S.S.
	FBT Female BSPT	6 3/8 in. or 6mm	If outlet and inlet are the same, eliminate the outlet designator		06 0.25 in. (6.4 mm)	E Ethylene propylene			304 304 S.S.
	MBT Male BSPT	8 1/2 in. or 8mm				N Neoprene			304L 304L S.S.
	FMS Female ISO 261	10 10 mm							
	MS Male ISO 261	12 3/4 in. or 12mm							
	FBP Female BSPP								
	MBP Male BSPP								
	F Fractional Tube Fitting								
	M Metric Tube Fitting								