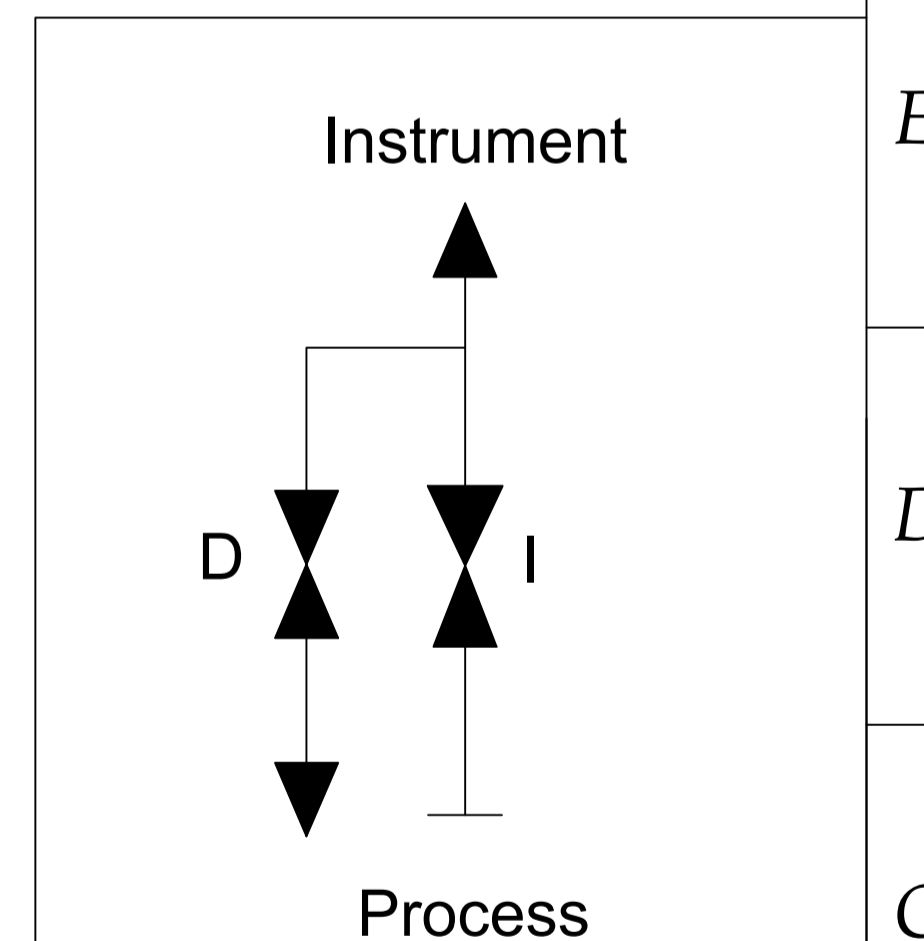
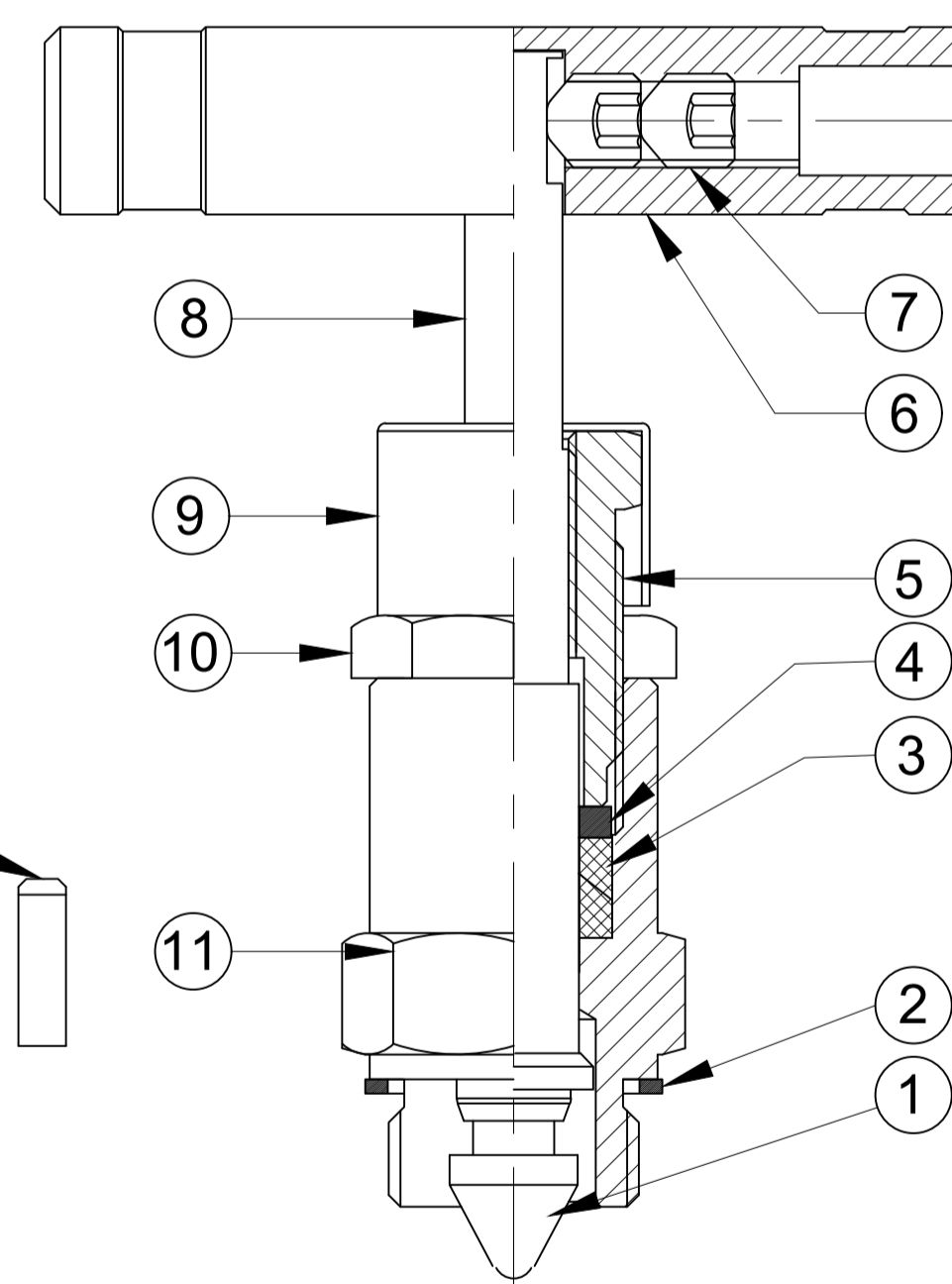
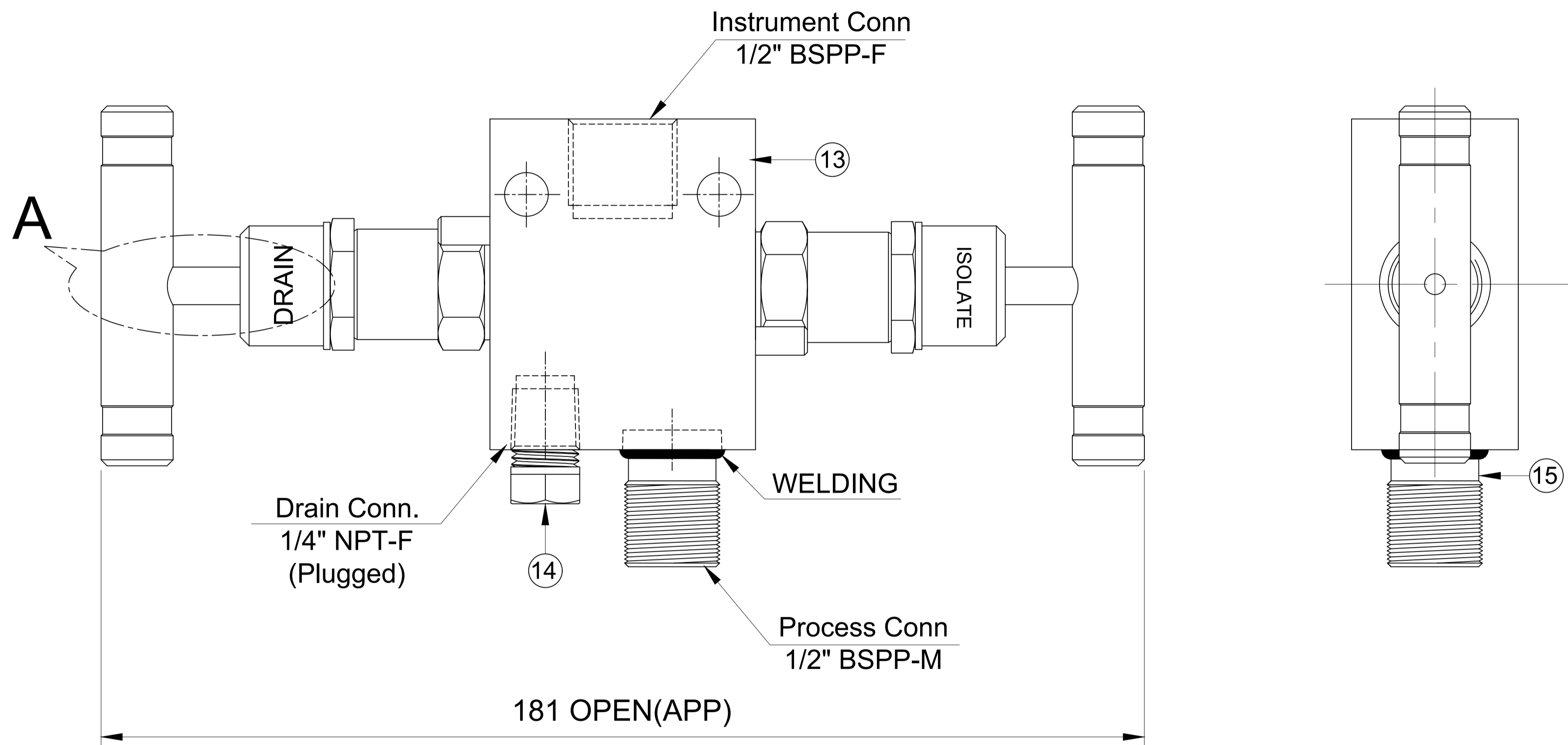


Sr No.	Description	Material	Qty
1	Tip	ASTM A479 Gr. SS316	2
2	Bonnet Packing	ASTM A479 Gr. SS316	2
3	Gland Washer	ASTM A479 Gr. SS316	2
4	Gland Packing	GFT	2 Set
5	Bonnet Pusher	ASTM A479 Gr. SS316	2
6	Handle	SS316	2
7	Grub Screw	SS316	4
8	Spindle	ASTM A479 Gr. SS316	2
9	Drain Cap	ALUMINIUM	2
10	Check Nut	SS316	2
11	Bonnet	ASTM A479 Gr. SS316	2
12	Dowel Pin	SS316	2
13	Body	ASTM A182 Gr.F316	1
14	Drain Plug	ASTM A479 Gr. SS316	1
15	Welded Plug	SS316	1



TECHNICAL DETAILS:

- Process Side: 1/2" BSPP-M
- Instrument Side: 1/2" BSPP-F
- Drain: 1/4" NPT-F (Plugged)
- Screwed Bonnet Design
- MWT : -54 Deg C To 260 Deg C
- MWP.: 6000 psig @ 100 °F
- Body Test Press (Hydro): 9000 psig
- Seat Test Press (Hydro): 6600 psig
- Seat Test Press (Pneu): 90 psig
- Temperature Range:- -53 To 649°C



info@havi.in www.havi.in
A-201, PRIME TRADE CENTER
SATIVALI ROAD, VASAI (E),
PALGHAR - 401208, MAHARASHTRA, INDIA

	SIGN	DATE
DRAWN BY	MBC	24.07.2023
CHECKED BY	VM	24.07.2023
APPROVED BY	SRD	24.07.2023

PART NAME : 2 Valve Manifold Remote Mounting-
1/2"BSPP-M x 1/2"BSPP-F X 1/4" NPTF DRAIN

DWG NO : - SV2B-8IPM-8IPF-S6

MATERIAL : - AS PER BOM

CUSTOMER NAME:-

PROJECT NAME:-

PO NO:-

ENQ NO: -EN2324/00439

SO NO:

SHEET NO:
01 OF 01

REV NO: 00

SCALE: NTS

* All dimensions are in mm. Dimensions for reference only and are subject to change without notice
* This document is the property of Havi Engineering India Pvt. Ltd. No exploitation or release of any text contained herein or relating to this document is permitted in any form without the written consent of HAVI.

PATH: -X:\2023-2024\EXPORT\EN232400439\GAD