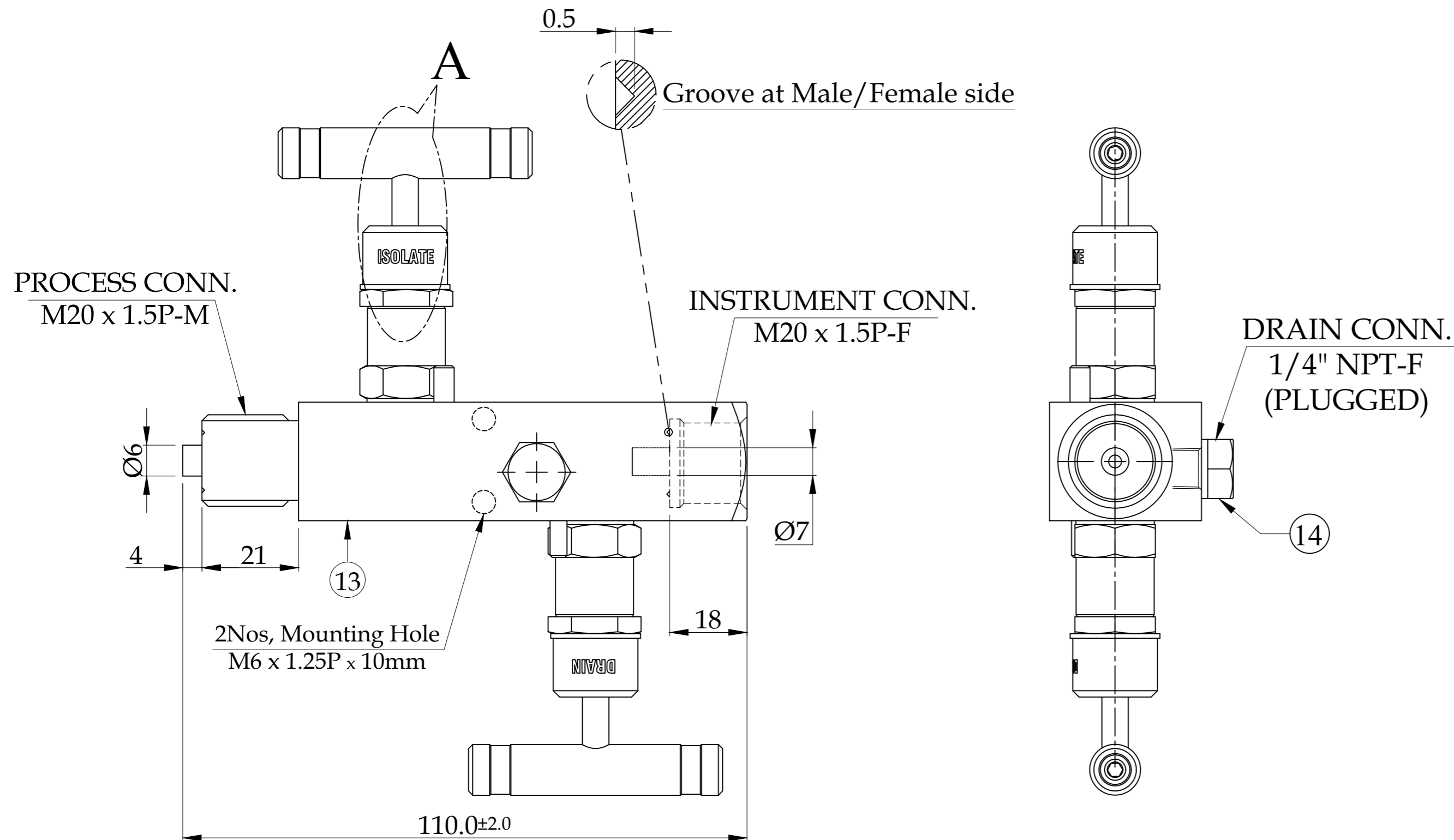
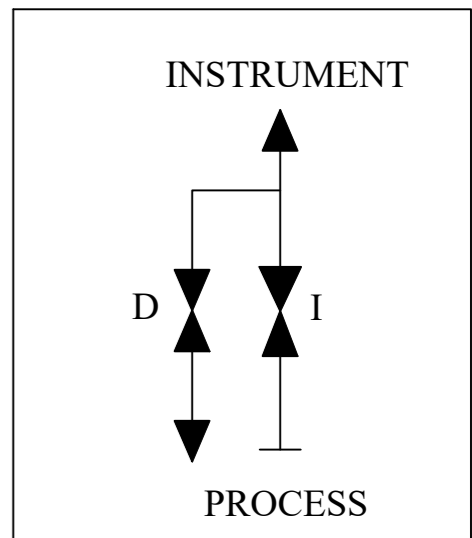
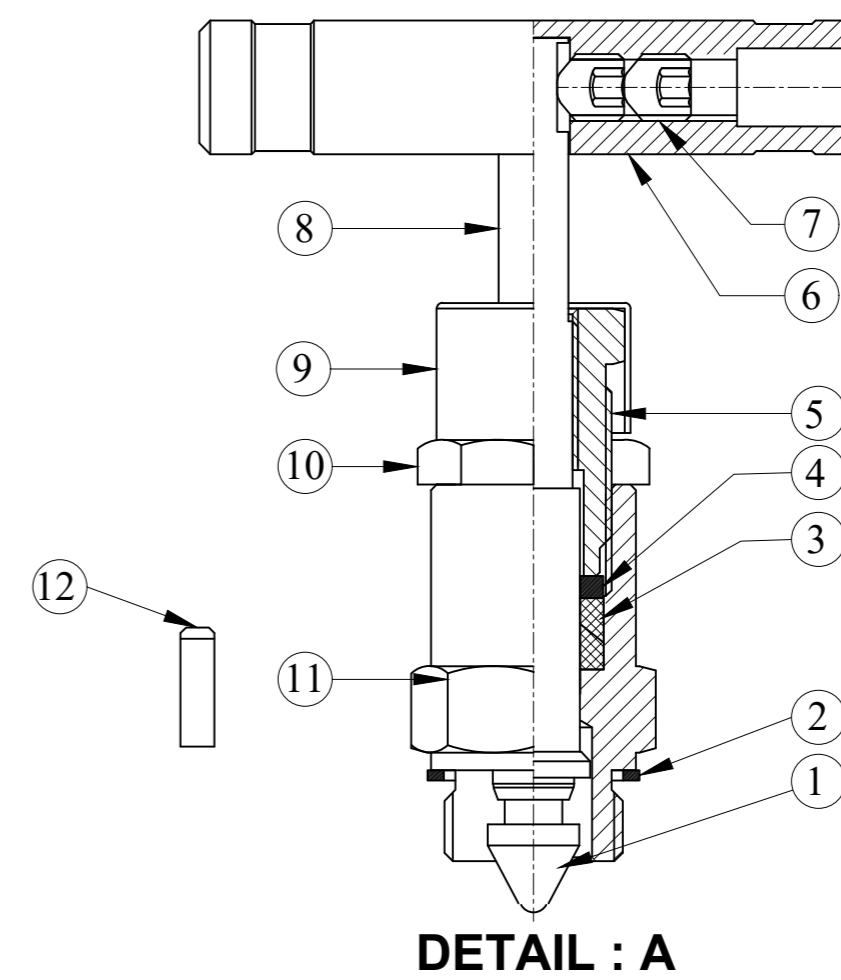


Qty:- 20



Sr No.	Description	Material	Qty
1	Tip	ASTM A479 Gr.SS316	2
2	Bonnet Packing	ASTM A479 Gr.SS316	2
3	Gland Packing	GFT	2 Set
4	Gland Washer	ASTM A479 Gr.SS316	2
5	Bonnet Pusher	ASTM A479 Gr.SS316	2
6	Handle	SS304	2
7	Grub Screw	SS 304	4
8	Spindle	ASTM A479 Gr.SS316	2
9	Drain Cap	ALUMINIUM	2
10	Check Nut	SS 304	2
11	Bonnet	ASTM A479 Gr.SS316	2
12	Dowel Pin	SS304	2
13	Body	ASTM A182 Gr.F316	1
14	Drain Plug	ASTM A479 Gr.SS316	1



TECHNICAL DETAILS:

- PROCESS SIDE: M20 X 1.5P-M
- INSTRUMENT SIDE: M20X1.5P-F
- DRAIN: 1/4" NPT-F (PLUGGED)
- SCREWED BONNET DESIGN
- ORIFICE:- 4MM
- MWP : 6000 PSIG @100°F
- SEAT TEST PRESS (HYDRO): 6600 PSIG
- SEAT TEST PRESS (PNEU): 90 PSIG
- BODY TEST PRESS(HYDRO) : 9000 PSIG
- TEMPERATURE RANGE:- -54°C TO +260°C

<p>havi Fittings & Valves info@havi.in www.havi.in A-201, PRIME TRADE CENTER SATIVALI ROAD, VASAI (E), PALGHAR - 401208, MAHARASHTRA, INDIA</p>	PART NAME : 2 Valve Manifold Remote Mounting M20 x 1.5P-M x M20 x 1.5P-F With Mounting Hole		CUSTOMER NAME: -		
	DWG NO : - SV2E-M20M-M20F-S6-MH		PROJECT NAME & NO: -		
	MATERIAL : - AS PER BOM		ENQ NO:EN2324/00407		
	REV NO		SO NO:		
DRAWN BY	SIGN	DATE	DESCRIPTION	SIGN	DATE
CHECKED BY	MBC	16.09.2023	* All dimensions are in mm. Dimensions for reference only and are subject to change without notice * This document is the property of Havi Engineering India Pvt. Ltd. No exploitation or release of any text contained herein or relating to this document is permitted in any form without the written consent of HAVI.	SHEET NO: 01 OF 01	
APPROVED BY	VSM	16.09.2023		REV NO: 00	
SRD	16.09.2023	SCALE: NTS			

PATH: -X:\2023-2024\EXPORT\EN232400407\GAD\UPDATE GAD ON 16.09.2023